

Head Supports



spex

HEAD SUPPORT





SCRIPTING AND ORDERING GUIDE

Spex Head Supports

Client Details:

Client Name:		Therapist Name:	
Date of Birth:		Therapist Contact Number:	
Weight:		Assessment Date:	

1. SELECT HARDWARE

STYLO 160  <input type="radio"/>	STYLO 260  <input type="radio"/>
1274-1252-000	1274-1282-000
STYLO FLIPBACK 160  <input type="radio"/>	STYLO FLIPBACK 260  <input type="radio"/>
1274-2252-000	1274-2282-000

2. SELECT PAD & SIZE (CONTINUED)

ADJUSTABLE LATERAL






	150 1275-0061-000 170mm x 150mm	<input type="radio"/>
	250 1275-0062-000 220mm x 190mm	<input type="radio"/>

3. SELECT COLOUR





Your colour selection applies to any extra covers ordered

Black (default)	Chilli -022	Mango -030
Bumblebee -044	Calypso -028	Royal -077
Ocean -060	Leaf -054	Granite -090

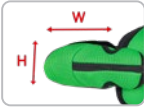

2. SELECT PAD & SIZE (WIDTH X HEIGHT X DEPTH)

CIRCLE			
	150 1275-0011-000 175mm x 145mm x 55mm	<input type="radio"/>	
	250 1275-0012-000 220mm x 185mm x 70mm	<input type="radio"/>	
CONTOUR			
	250 1275-0021-000 280mm x 165mm x 140mm	<input type="radio"/>	
	350 1275-0022-000 350mm x 210mm x 170mm	<input type="radio"/>	
COMFORT			
	250 1275-0031-000 260mm x 125mm x 90mm	<input type="radio"/>	
	350 1275-0032-000 340mm x 165mm x 120mm	<input type="radio"/>	
STANDARD AND EXTENDED LATERAL			
STANDARD			
	STANDARD PAEDIATRIC 1275-0041-000 220mm WIDTH 150mm HEIGHT 180mm DEPTH	<input type="radio"/>	180mm WIDTH INTERNAL 130mm DEPTH INTERNAL
	STANDARD 1275-0043-000 250mm WIDTH 170mm HEIGHT 145mm DEPTH	<input type="radio"/>	200mm WIDTH INTERNAL 170mm DEPTH INTERNAL
EXTENDED			
	EXTENDED PAEDIATRIC 1275-0042-000 230mm WIDTH 180mm HEIGHT 160mm DEPTH	<input type="radio"/>	180mm WIDTH INTERNAL 120mm DEPTH INTERNAL
	EXTENDED 1275-0044-000 260mm WIDTH 190mm HEIGHT 180mm DEPTH	<input type="radio"/>	200mm WIDTH INTERNAL 135mm DEPTH INTERNAL

4. CUSTOMISE

✓	ITEM	IMAGE	NOTES
<input type="radio"/>	½" soft pressure-relieving Pressure Relieving foam overlay 1271-0019-000		
<input type="radio"/>	Spetex waterproof cover (wipe-down surface) 1271-0039-209		
<input type="radio"/>	Spetex waterproof cover (knitted fabric surface) 1271-0039-219		
<input type="radio"/>	Neoprene cover 1271-0039-291		

CUSTOMISE (ADJUSTABLE LATERAL HEADREST)

✓	ITEM	IMAGE	NOTES
<input type="radio"/>	Custom wing headrest pads 1270-4149-300		XX L = ____ H = ____
<input type="radio"/>	Swing-away lateral mech upgrade 1272-4250-100		SELECT L R

spex

Spex Ltd

32 Detroit Drive
Rolleston 7675
New Zealand

+64 3 307 9790

solutions@spexseating.com

www.spexseating.com



DISTRIBUTED BY:

Script: Head Support Script 20210930