

Spex Flex Cushion

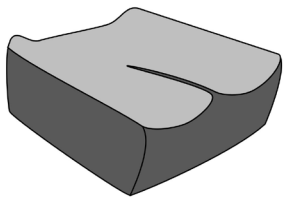
PACKAGE INCLUDES:

1. Outer Cover with front height adjustment flaps
2. Incontinence Cover with front height adjustment flaps
3. Cushion Foam Unit
4. Flex Positioning Pad Kit
5. Extra Positioning Wedges/Pads
6. Front Abduction Wedges



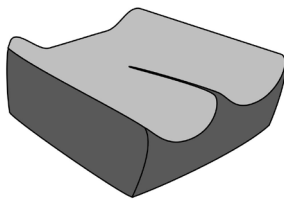
1. SELECT CONTOURING

STANDARD CONTOUR



-OSC

HIGH CONTOUR



-OHC

2. SELECT SIZE

WIDTH		LENGTH		CODE	
12"	30 cm	14"	35 cm	1106-1214-XXX	<input type="checkbox"/>
13"	33 cm	14"	35 cm	1106-1314-XXX	<input type="checkbox"/>
14" 35 cm		14"	35 cm	1106-1414-XXX	<input type="checkbox"/>
		16"	40 cm	1106-1416-XXX	<input type="checkbox"/>
		18"	45 cm	1106-1418-XXX	<input type="checkbox"/>
15" 38 cm		14"	35 cm	1106-1514-XXX	<input type="checkbox"/>
		16"	40 cm	1106-1516-XXX	<input type="checkbox"/>
		18"	45 cm	1106-1518-XXX	<input type="checkbox"/>
16" 40 cm		16"	40 cm	1106-1616-XXX	<input type="checkbox"/>
		18"	45 cm	1106-1618-XXX	<input type="checkbox"/>
		20"	50 cm	1106-1620-XXX	<input type="checkbox"/>
17" 43 cm		18"	45 cm	1106-1718-XXX	<input type="checkbox"/>
		20"	50 cm	1106-1720-XXX	<input type="checkbox"/>
18" 45 cm		18"	45 cm	1106-1818-XXX	<input type="checkbox"/>
		20"	50 cm	1106-1820-XXX	<input type="checkbox"/>
19" 48 cm		18"	45 cm	1106-1918-XXX	<input type="checkbox"/>
		20"	50 cm	1106-1920-XXX	<input type="checkbox"/>
20"	50 cm	20"	50 cm	1106-2020-XXX	<input type="checkbox"/>
Up to 20" 50 cm		XX = _ _ _ _		1105-2929-XXX	<input type="checkbox"/>

2. SELECT COLOUR

Your colour selection applies to any extra covers ordered

Black <i>(default)</i>	Chilli 1111-0491-022	Mango 1111-0491-030
Bumblebee 1111-0491-044	Calypso 1111-0491-030	Royal 1111-0491-077
Ocean 1111-0491-060	Leaf 1111-0491-054	Granite 1111-0491-090

3. SELECT ACCESSORIES

<input checked="" type="checkbox"/> ACCESSORY	IMAGE
<input type="checkbox"/> Extra Outer Cover (A)	
<input type="checkbox"/> Extra Incontinence Cover (B)	
<input type="checkbox"/> Rigidiser Base Panel (can be inserted inside cover for a rigid surface)	
<input type="checkbox"/> 5° Wedge 1209-2724-300	

4. CUSTOMISE

Refer to Cushion Customisations Page

Cushion Customisations

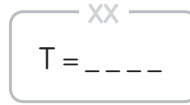
This page details common customisations, for full custom options please refer to the Spex Custom Cushion Script Form



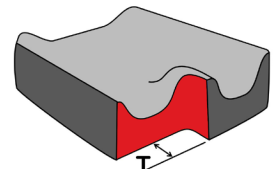
LEG LENGTH DISCREPANCY

1111-0292-000

MEASUREMENTS



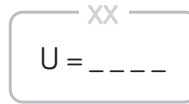
REFERENCE DRAWING



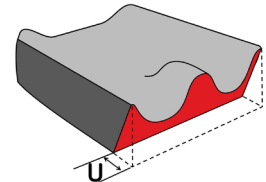
FRONT EDGE CUT-BACK FOR LEG CONTRACTURES

1111-0317-000

MEASUREMENTS



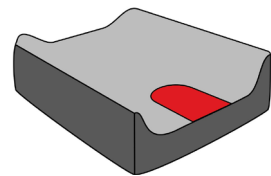
REFERENCE DRAWING



REMOVE MEDIAL THIGH SUPPORT

1111-0335-000

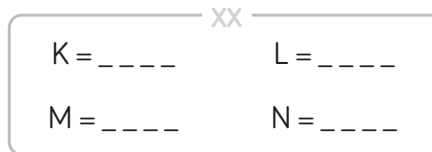
REFERENCE DRAWING



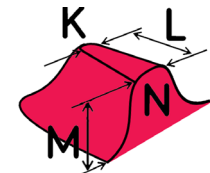
SPECIFY MEDIAL SUPPORT DIMENSIONS

1111-0294-000

MEASUREMENTS



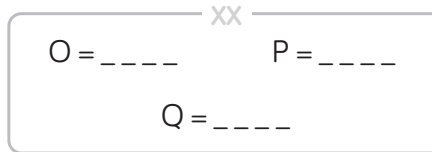
REFERENCE DRAWING



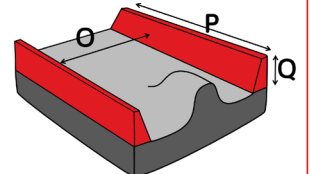
SPECIFY LATERAL THIGH SUPPORT DIMENSIONS

1111-0295-000

MEASUREMENTS



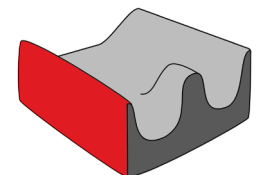
REFERENCE DRAWING



INCREASE REAR HALF HEIGHT TO FULL LATERAL THIGH SUPPORT (SUPERHIGH CONTOUR ONLY)

1111-0304-000

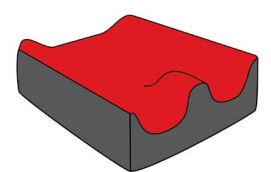
REFERENCE DRAWING



ADDITIONAL PRESSURE RELIEVING OVERLAY

1111-0391-000

REFERENCE DRAWING



SUPRACOR® HONEYCOMB

1111-0431-000